



# **2020 CAPE 31 SEASON**

# **SUPPLEMENTARY SAILING INSTRUCTIONS**

Organizing Authority: Cape 31 Class Association with the approval of South African Sailing (RRS89.1(e))



The sailing instructions will consist of the instructions in RRS Appendix S, Standard Sailing Instructions (SSI) and these supplementary sailing instructions:

- 1 NOTICES TO COMPETITORS
  - a. The Official Notice Board will be the Cape 31 Online Notice Board.
  
- 2 RULES
  - a. In RRS 29 & 30, the words "no part of a boat's hull, crew or equipment" are replaced with "no part of a boat's hull, crew or equipment excluding the bowsprit and equipment forward of the hull stem".
  
- 3 SIGNALS MADE ASHORE
  - a. Signals made ashore will be transmitted on the Cape31 | Race Office Whatsapp group.
  
- 4 SCHEDULE
  - a. Racing will take place on the following days:

<b>Event</b>	<b>Date</b>
C31   Season Race Day	January 25
	February 29
	March 28
	April 18
	May 23
  
  - b. The Start signal for the first race on each day will not be before 12h00.
  - c. 3 Races with a target time of 45 minutes are scheduled to take place each day.
  - d. No Starting signal shall be made after 16h00 on any day of racing.



## 5 LIST OF MARKS

<b>Mark</b>	<b>Designation</b>
Cylinder Red,	Weather Mark (1)
Cylinder Red,	Offset Mark (1a)
Cylinder Yellow,	Leeward Gate (2s)
Cylinder Yellow,	Leeward Gate (2p)
Spherical Pink,	Centre Mark (r)
Cylinder Orange, Scud Racing	Start Pin
Committee Boat	Start Boat

## 6 CHANGE OF THE NEXT LEG OF THE COURSE

- a. RRS App S 10.1 is deleted and replaced by: To change the next leg of the course, the race committee will move the original mark (or the finish line) to a new position. If Mark 1 is moved during a race, Mark 1a is no longer a mark of the course.

## 7 TIME LIMITS

- Mark 1 Time Limit: 20 min
- Race Time Limit: 60 min
- Finishing Window: 10 min

## 8 COURSE DIAGRAMS

The courses in the SSI are replaced by the courses below:

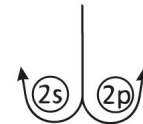
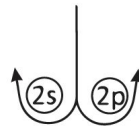
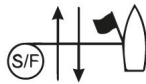
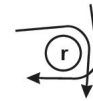
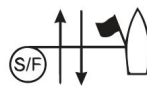
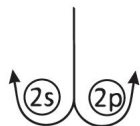
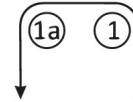
  
Course L



  
Course LM



  
Course R



Signal

Mark Rounding Order

L2 | LM2  
L3 | LM3  
L4 | LM4

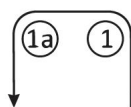
S - 1 - 2s/p - 1 - F  
S - 1 - 2s/p - 1 - 2s/p - 1 - F  
S - 1 - 2s/p - 1 - 2s/p - 1 - 2s/p - 1 - F

Signal

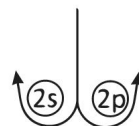
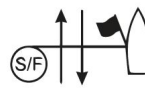
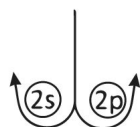
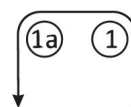
Mark Rounding Order

R1 S - r - 2s/p - 1 - 1a - r - F  
R2 S - r - 2s/p - 1 - 1a - 2s/p - 1 - 1a - r - F  
R3 S - r - 2s/p - 1 - 1a - 2s/p - 1 - 1a - 2s/p - 1 - 1a - r - F

  
Course LA



  
Course LAM



Signal      Mark Rounding Order

LA2 | LAM2      S - 1 - 1a - 2s/p - 1 - 1a - F  
LA3 | LAM3      S - 1 - 1a - 2s/p - 1 - 1a - 2s/p - 1 - 1a - F  
LA4 | LAM4      S - 1 - 1a - 2s/p - 1 - 1a - 2s/p - 1 - 1a - 2s/p - 1 - 1a - F