



2019 CAPE 31 SEASON

SUPPLEMENTARY SAILING
INSTRUCTIONS
V2

Organizing Authority: Cape 31 Class Association with the approval of South African Sailing (RRS89.1(e))



The sailing instructions will consist of the instructions in RRS Appendix S, Standard Sailing Instructions (SSI) and these supplementary sailing instructions:

- 1 NOTICES TO COMPETITORS
 - a. The Official Notice Board will be the Cape 31 Online Notice Board.

- 2 RULES
 - a. In RRS 29 & 30, the words “no part of a boat’s hull, crew or equipment” are replaced with “no part of a boat’s hull, crew or equipment excluding the bowsprit and equipment forward of the hull stem”.

- 3 SIGNALS MADE ASHORE
 - a. Signals made ashore will be transmitted on the Cape31 | Race Office Whatsapp group.

- 4 SCHEDULE
 - a. Racing will take place on the following days:

Event	Date
C31 Pre Season Race Day	October 20
C31 Season Race Days	December 8 January 19 February 16 March 9
C31 End of Season Regatta	March 29 – 31

- b. The Start signal for the first race on each day will not be before 12h00.
- c. 3 Races with a target time of 45 minutes are scheduled to take place each day.
- d. No Starting signal shall be made after 16h00 on any day of racing other than the first two days of the end of season regatta.

5 LIST OF MARKS

Mark

Cylinder Red, Elsumo
Cylinder Red,
Cylinder Yellow, Dark Horse Wheels
Cylinder Yellow,
Spherical Pink,
Cylinder Orange, Scud Racing
Committee Boat

Designation

Weather Mark (1)
Offset Mark (1a)
Leeward Gate (2s)
Leeward Gate (2p)
Centre Mark (r)
Start Pin
Start Boat

6 CHANGE OF THE NEXT LEG OF THE COURSE

a. RRS App S 10.1 is deleted and replaced by: To change the next leg of the course, the race committee will move the original mark (or the finish line) to a new position. If Mark 1 is moved during a race, Mark 1a is no longer a mark of the course.

7 TIME LIMITS

Mark 1 Time Limit: 20 min
Race Time Limit: 60 min
Finishing Window: 10 min

7 December 2018

8 COURSE DIAGRAMS

The courses in the SSI are replaced by the courses below:

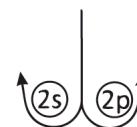
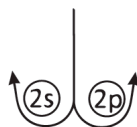
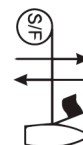
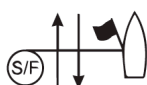
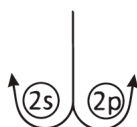
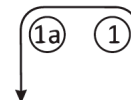

Course L




Course LM




Course R



Signal

Mark Rounding Order

L2 | LM2
L3 | LM3
L4 | LM4

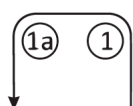
S - 1 - 2s/p - 1 - F
S - 1 - 2s/p - 1 - 2s/p - 1 - F
S - 1 - 2s/p - 1 - 2s/p - 1 - 2s/p - 1 - F

Signal

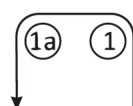
Mark Rounding Order

R1 S - r - 2s/p - 1 - 1a - r - F
R2 S - r - 2s/p - 1 - 1a - 2s/p - 1 - 1a - r - F
R3 S - r - 2s/p - 1 - 1a - 2s/p - 1 - 1a - 2s/p - 1 - 1a - r - F


Course LA




Course LAM



Signal

Mark Rounding Order

LA2 | LAM2
LA3 | LAM3
LA4 | LAM4

S - 1 - 1a - 2s/p - 1 - 1a - F
S - 1 - 1a - 2s/p - 1 - 1a - 2s/p - 1 - 1a - F
S - 1 - 1a - 2s/p - 1 - 1a - 2s/p - 1 - 1a - 2s/p - 1 - 1a - F